



## ANNUAL REPORT 2007-2008

### Milwood Magnet School A Center for math, science and technology

Kevin Campbell, Principal  
Margaret Adams, Assistant Principal  
2916 Konkle Street

Phone Number: 269.337-0670 ♦ Fax Number: 269.337-1628  
[campbellkm@kalamazoo.k12.mi.us](mailto:campbellkm@kalamazoo.k12.mi.us)

*The Milwood Magnet will engage a community of learners in technology rich and academically rigorous learning experiences that foster a healthy sense of self-esteem and a desire for life-long learning.*

### 2007-2008 Highlights

- Awarded 3-year Federal Magnet grant to increase achievement and diversify student enrollment
- Created over 40 instructional units over the summer to support the school's Biotechnology focused curriculum
- Participated in the Michigan Department of Education's Principal Fellowship Program for technical assistance in school improvement practices
- Redeveloped a school-wide process for leadership development as part of our GEAR Up initiative with WMU.
- Held multiple family nights to provide families with information on career awareness and literacy development
- Film students took top honors in state film/video festival hosted by the Detroit Institute of Arts
- 28 students continued in a multi-year mentoring project with Big Brothers and Big Sisters
- Band program participated as the only middle school in the Kalamazoo Memorial Day Parade
- Opening of a renovated library contributed to circulation continued to rise, of approximately 20%
- Four 8<sup>th</sup> grade students achieved enrollment in KAMSC
- Developed a school-wide read with all 600 students and over 150 parents reading the book *Uglies* at the same time
- Have been identified as a model school program in the MIBLIS initiative to use data as a means of decision making around students behavior and school literacy

### School Community

The process by which students are assigned to district schools is as follows:

- Students can attend their home school based on specific attendance areas.
- Students can attend a magnet school. There are seven elementary magnet schools and two middle school magnet schools from which to choose.
- Students can attend any other district school as long as the district is not required to provide transportation.
- Enrollment will depend on the existence of adequate space within the building and grade level.
- Milwood Magnet School is a 6-8 grade building with an enrollment of 566 students
- Multicultural environment composed of 0.9% Native American, 57.1% African American, 0.9% Asian American, 8.7% Hispanic and 32.5% Caucasian students
- Daily attendance rate of 85.4%
- Student suspension ratio of 321/566
- Conferences: 35% fall and 33% spring

### Annual Yearly Progress

AYP Status	05-06	06-07	07-08
% Participation	100%	100%	100%
Phase 0 – 5	Phase 0	Phase 0	Phase 1
Met AYP	X		
Did Not Meet AYP		X	X
Composite Grade	C	C	D

\*Students with disabilities did not meet State Objective or Attendance Objective/Improvement for English Language Arts. Students with disabilities did not meet the Attendance Objective for Mathematics.

### Highly Qualified Staff

- 100% of the staff is teaching in their credential area of experience.
- No teachers with emergency or provision credentials are teaching in either the high or low poverty schools.
- No teachers are teaching in the classroom in either the high or low poverty schools that are not highly qualified.
- 2 administrators with a Masters Degree
- 39 teachers: 28 with a Bachelors Degree; 15 with a Masters Degree; and 1 with a Masters+30
- All Title I instructional paraprofessionals are compliant with the NCLB requirements for highly qualified.

### Parent Involvement

#### District Policy

The District will consistently work, in a variety of ways, to strengthen meaningful family participation in the education of their children.

#### Milwood Magnet Parent Involvement

- Parents are employed as building in Parent Corp program
- Notification of activities are posted on web site weekly
- Phone Master messages are left in all homes with phones
- All messages are sent in English and in Spanish
- Free Family suppers are offered in conjunction with Parent Teacher Conferences.
- Grade Level Teams monitor and record their parent/family contacts
- Parents are included in planning and chaperoning school activities and events

Parents are surveyed each year using several different instruments. We currently use the Middle Start Instrument which is given to Parents during Spring Conferences. Also,

statistics are kept for the twice a year parent teacher conferences. This data is disaggregated by race.

### School Improvement Planning

All school improvement materials are housed in the office of the principal. The Team meets on the fourth Tuesday throughout the school year, with additional meetings schedule on an as-needed basis. It is the task of the School Improvement Team, the entire building staff and district administration to adopt procedures ensuring that all groups of students become proficient in the core areas. The School Improvement Team, in conjunction with the district coordinator of assessments, determines what will be needed to fully evaluate student achievement. The Milwood Magnet school improvement team is comprised of staff, parents, students (where appropriate) and community partners who will review data relative to the school's performance and establish goals for the school's continual improvement. Representatives from advisory groups will meet monthly with the principal to discuss issues of relevance and to make suggestions for school improvements.

The results of the 2007-2008 objectives become the basis for the 2008-2009 School Improvement Plan.

**DATA** (detailed assessment information is available at the school)

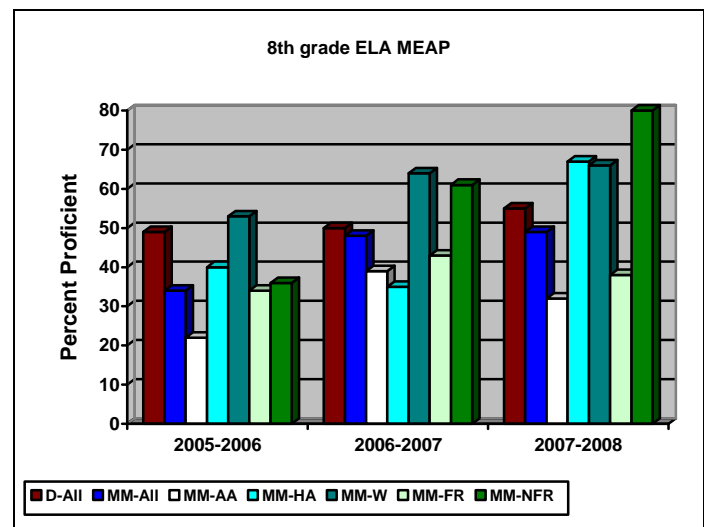
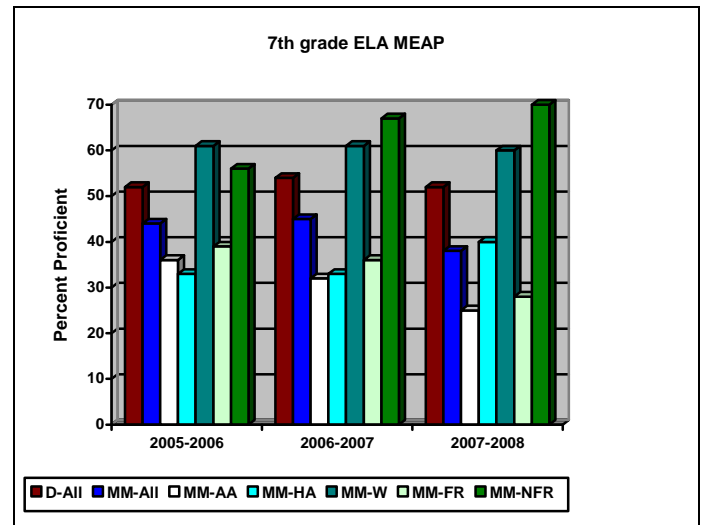
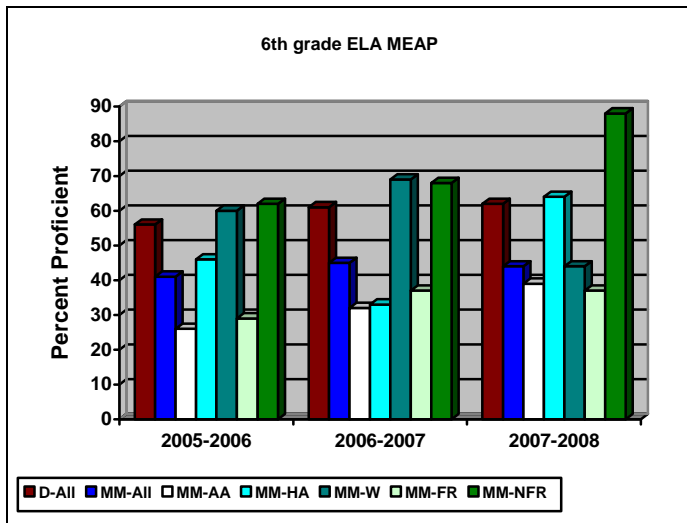
### Michigan Educational Assessment Program – MEAP

Key:

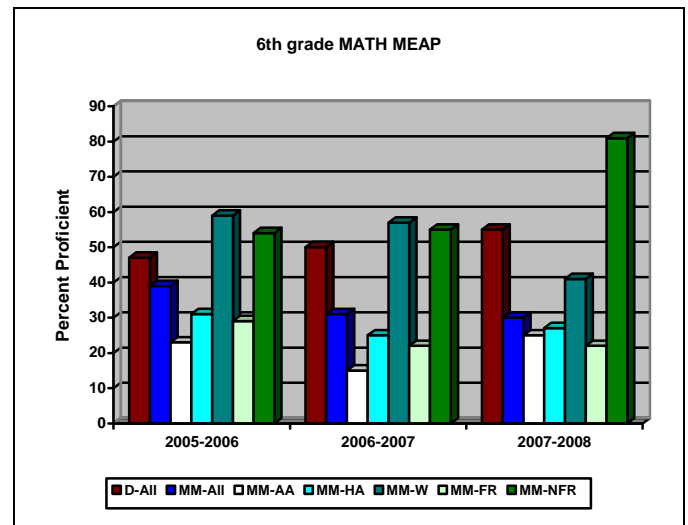
D-All – All district students	HA – Hispanic American
MM-All – All Milwood Magnet students	W – White
AA – African American	FR – Free/Reduced Lunch
	NFR – Non-Free/Reduced

All proficiency scores are for categories with 10 or more students.

English Language Arts – State Proficiency Targets  
 6<sup>th</sup> grade – 56%      7<sup>th</sup> grade – 54%      8<sup>th</sup> grade – 53%



Mathematics – State Proficiency Targets  
 6<sup>th</sup> grade – 60%      7<sup>th</sup> grade – 57%      8<sup>th</sup> grade 54%



### Measurable Objectives for 2008-2009 School Improvement

- 60% of all students will meet or exceed the proficient level on the 2009 MEAP
- 60% of all students will meet or exceed the proficient level on the 2009 MEAP.

